


Model Numbers

ITY-24

ITY-36

ITY-48

ITY-60



Thick highly polished steel griddle plate maintains selected temperatures.



One round burner creates a "hot spot" in the center of the griddle plate.



Stainless steel grease gutter and 1 gal. (3.8 L) grease can.



ITY-36 shown

**BURNER** - One 30,000 BTU (9 KW) round burner creates a "hot spot" in the center of the griddle plate.

- Temperature gradually decreases from center
- Each burner has an adjustable gas valve and continuous pilot for instant ignition.

**GRIDDLE PLATE** - Full 24" (610 mm) depth for more cooking surface

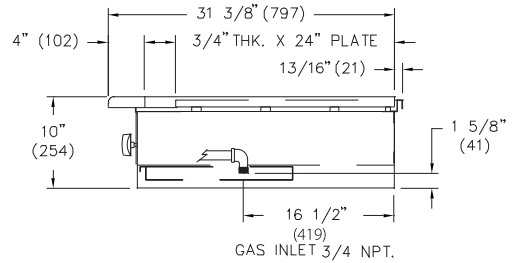
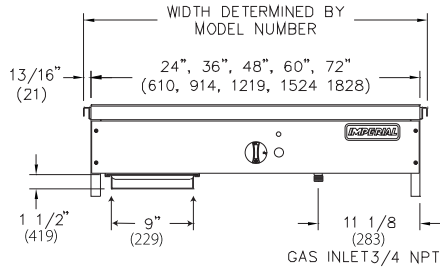
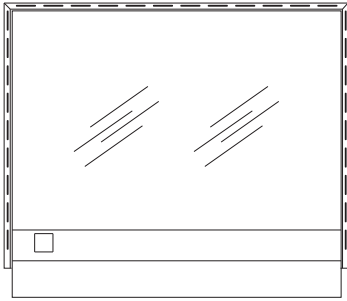
- 3/4" (19 mm) thick highly polished steel griddle plate
- Engineered with venting features, unit can be built into non-combustible cabinets or tables

**GREASE MAINTENANCE** - Stainless steel grease gutter is 3-1/2" (89 mm) wide.

- Large capacity grease can removes easily.

**EXTERIOR** - Stainless steel front, sides and rolled ledge.

- Welded and polished stainless steel seams.
- Control knob is durable cast aluminum and features a Valox™ heat protection grip.
- One year parts and labor warranty



## TEPPAN YAKI GRIDDLES

MODEL	WIDTH	NUMBER OF BURNERS	GAS OUTPUT		SHIP WEIGHT	
			BTU	(KW)	(KG)	LBS
ITY-24	24" (610 mm)	1	30,000	(9)	(93)	205
ITY-36	36" (914 mm)	1	30,000	(9)	(148)	325
ITY-48	48" (1219 mm)	1	30,000	(9)	(204)	450
ITY-60	60" (1524 mm)	1	30,000	(9)	(256)	565

Measurements in ( ) are metric equivalents.

MODEL	GRIDDLE PLATE DIMENSIONS	DIMENSIONS	CRATED DIMENSIONS
ITY-24	24" w x 24" d (610 x 610 mm)	25-3/4" w x 31-3/8" d x 10" h (654 x 797 x 254 mm)	26-1/2" w x 32" d x 13" h (673 x 813 x 330 mm)
ITY-36	36" w x 24" d (914 x 610 mm)	37-3/4" w x 31-3/8" d x 10" h (959 x 797 x 254 mm)	38-1/2" w x 32" d x 13" h (978 x 813 x 330 mm)
ITY-48	48" w x 24" d (1219 x 610 mm)	49-3/4" w x 31-3/8" d x 10" h (1264 x 797 x 254 mm)	50-1/2" w x 32" d x 13" h (1283 x 813 x 330 mm)
ITY-60	60" w x 24" d (1524 x 610 mm)	61-3/4" w x 31-3/8" d x 10" h (1568 x 797 x 254 mm)	62-1/2" w x 32" d x 13" h (1588 x 813 x 330 mm)

MANIFOLD PRESSURE		MANIFOLD SIZE
NATURAL GAS	PROPANE GAS	
5.0" W.C.	10.0" W.C.	3/4" (19 mm)

Specify elevation, if over 2,000 ft.

### CLEARANCE REQUIREMENTS

For use only on non-combustible surfaces. Provide 0" clearance from non-combustible surfaces and 6" (152 mm) from combustible surfaces.

### OPTIONS AND ACCESSORIES

- Stainless steel equipment stands
- 6" (152 mm) casters for equipment stands
- Chrome griddle top, (add "-CG" to model number)
- Extra burner, ITY-60 model
- Griddle plate splash guard
- 4" (102 mm) legs

